

## RENCANA PELAKSANAAN PEMBELAJARAN (RPP)

**Satuan Pendidikan** : SMA Negeri 1 Mlonggo  
**Mata Pelajaran** : Bahasa dan Sastra Inggris  
**Kelas /Semester** : XII / Genap  
**Tahun Pelajaran** : 2022 / 2023  
**Materi Pokok** : Review Text (film)  
**Alokasi Waktu** : 2 X 45 menit (1 pertemuan)

### A. Kompetensi Inti

- KI 1 : Menghayati dan mengamalkan ajaran agama yang dianutnya
- KI 2 : Menghayati dan mengamalkan perilaku jujur, disiplin, tanggung jawab, peduli (gotong royong, kerjasama, toleran, damai), santun, responsif dan proaktif dan menunjukkan sikap sebagai bagian dari solusi atas berbagai permasalahan dalam berinteraksi secara efektif dengan lingkungan sosial dan alam serta dalam menempatkan diri sebagai cerminan bangsa dalam pergaulan dunia
- KI 3 : Memahami, menerapkan, menganalisis pengetahuan faktual, konseptual, prosedural berdasarkan rasa ingintahunya tentang ilmu pengetahuan, teknologi, seni, budaya, dan humaniora dengan wawasan kemanusiaan, kebangsaan, kenegaraan, dan peradaban terkait fenomena dan kejadian, serta menerapkan pengetahuan prosedural pada bidang kajian yang spesifik sesuai dengan bakat dan minatnya untuk memecahkan masalah
- KI 4 : Mengolah, menalar, dan menyaji dalam ranah konkret dan ranah abstrak terkait dengan pengembangan dari yang dipelajarinya di sekolah secara mandiri, dan mampu menggunakan metoda sesuai kaidah keilmuan

### B. Kompetensi Dasar dan Indikator Pencapaian Kompetensi (IPK)

Kompetensi Dasar (KD)	Indikator Pencapaian Kompetensi (IPK)
3.8 Membedakan fungsi sosial, struktur teks, dan unsur kebahasaan beberapa teks ulasan (review) lisan dan tulis dengan memberi dan meminta penilaian terkait film/buku/cerita, sesuai dengan konteks penggunaannya	3.8.1. Menjelaskan fungsi sosial, struktur teks, dan unsur kebahasaan dari teks review terkait film. 3.8.2. Menganalisis fungsi sosial, struktur teks dan unsur kebahasaan dari teks review terkait film.
4.8 Menangkap makna secara kontekstual terkait fungsi sosial, struktur teks, dan unsur kebahasaan teks ulasan (review), lisan dan tulis, terkait film/buku/cerita	4.8.1. Mempresentasikan hasil analisis secara lisan di depan kelompok lain.

### C. Tujuan Pembelajaran

Setelah mencermati video dan diskusi kelompok dengan model **Problem Based Learning (PBL)** dipadu model dan menggunakan media pembelajaran **Mind Mapping [C]**, maka peserta didik [A] dapat:

1. Menjelaskan [B/C2] terkait fungsi sosial, struktur teks, dan unsur kebahasaan teks review tentang film dengan percaya diri [D].
2. Menganalisis [B/C4] fungsi sosial, struktur teks, dan unsur kebahasaan dari teks review tentang film dengan teliti [D].
3. Mempresentasikan [B/C6] atau menampilkan hasil analisis teks review terkait film dengan percaya diri [D].

### D. Penguatan Pendidikan Karakter (PPK)

- a. Percaya diri
- b. Teliti
- c. Bekerjasama
- d. Tanggungjawab
- e. Disiplin

### E. Materi Pembelajaran

Review Text.

#### A. Definition

A review is an evaluation of a publication. It is a critical statement.

#### B. Social function

The purpose of review text is to evaluate, review, and criticize works of art or events for public audience.

#### C. General structure

- Orientation
- Interpretation recount
- Evaluation
- Evaluative summation

#### D. Language features

- Use simple present tense
- Use long and complex sentence
- Sometimes, use passive voice.
- Use variety adjectives
- Use vocabularies related to movies, books, or other works of art.
- Use expressions of giving comment and opinion.
- Use persuading words to make recommendation.

### F. Metode Pembelajaran

1. Model Pembelajaran : Problem Based Learning
2. Metode : Diskusi kelompok, presentasi, dan tanya jawab.

## G. Media, Alat dan Bahan Pembelajaran

- Media : Mind mapping  
PPT tentang teks review  
LKPD tentang teks review
- Bahan dan alat : Smart TV/proyektor  
Laptop/gadget  
Kertas  
Spidol
- Sumber belajar : Buku Siswa Bahasa dan Sastra Inggris untuk SMA/MA Kelas XII Yrama Widya  
LKS Bahasa dan Sastra Inggris untuk SMA/MA Kelas XII Viva Pakarindo
- Internet : Zootopia trailer  
(<https://www.youtube.com/watch?v=HJVmNV5um9U>)  
Mentimeter (<https://www.menti.com/alkeuy1nisgd>)

## H. Kegiatan Pembelajaran

Kegiatan	Deskripsi Kegiatan	Alokasi Waktu
<b>Kegiatan Pendahuluan</b>	<p><b>Orientasi</b></p> <ol style="list-style-type: none"><li>1. Guru memasuki kelas dan mengucapkan salam.</li><li>2. Guru mengkondisikan peserta didik.</li><li>3. Guru meminta nomor absen pada tanggal pertemuan hari itu memimpin berdoa untuk memulai pembelajaran.</li><li>4. Guru memeriksa kehadiran peserta didik.</li></ol> <p><b>Apersepsi</b></p> <ol style="list-style-type: none"><li>1. Guru memberikan pertanyaan tentang pelajaran minggu lalu.<ul style="list-style-type: none"><li>• Do you remember, what did we learn last meeting?</li></ul></li><li>2. Guru mengajukan pertanyaan yang ada kaitannya dengan pelajaran yang akan dilakukan.<ul style="list-style-type: none"><li>• What is your favourite film?</li><li>• What do you say when you like it?</li><li>• Is there any film that you don't like?</li><li>• What is your comment about that film?</li></ul></li></ol> <p><b>Motivasi</b></p> <ol style="list-style-type: none"><li>1. Guru menyampaikan tujuan pembelajaran pada pertemuan yang berlangsung.</li><li>2. Guru memberikan gambaran tentang manfaat</li></ol>	<b>10 menit</b>

	<p>mempelajari teks review film dalam kehidupan sehari-hari.</p> <p><b>Pemberian Acuan</b></p> <ol style="list-style-type: none"> <li>1. Guru menyampaikan kompetensi yang akan dicapai kepada peserta didik.</li> <li>2. Guru menyampaikan teknik penilaian.</li> </ol>	
<p><b>Kegiatan Inti</b></p>	<p><b>Orientasi Masalah</b></p> <ol style="list-style-type: none"> <li>1. Guru meminta peserta didik mengamati sebuah video trailer film Zootopia melalui Youtube (<a href="https://www.youtube.com/watch?v=HJVmNV5um9U">https://www.youtube.com/watch?v=HJVmNV5um9U</a>).</li> <li>2. Guru meminta peserta didik merespon pertanyaan terkait video tersebut. <ul style="list-style-type: none"> <li>• What video is this?</li> <li>• What do you think about it?</li> <li>• Have you ever watched it?</li> </ul> </li> </ol> <p><b>Mengorganisasikan Peserta Didik</b></p> <ol style="list-style-type: none"> <li>3. Guru membagi peserta didik menjadi kelompok, masing-masing kelompok beranggotakan 6 orang.</li> <li>4. Guru memberikan instruksi cara mengerjakan LKPD. <ul style="list-style-type: none"> <li>• Read the text carefully.</li> <li>• Analyze the words and write 3 difficult words including the pronunciation, class of words, synonym, and antonym. The difficult words are only verb or adjective. You may write 3 verb only or 3 adjective only or you can write some verb and some adjective.</li> <li>• Analyze its social function, generic structures and language features.</li> <li>• Make <b>mind mapping</b> of difficult words and review text based on your analysis in the separate paper provided for each group.</li> <li>• You may use your dictionary or gadget when doing discussion to find more information.</li> </ul> </li> </ol> <p><b>Membimbing Diskusi</b></p> <ol style="list-style-type: none"> <li>5. Guru membagikan kertas dan spidol untuk menuliskan kata sulit yang ditemui dengan menyebutkan cara pengucapan, kategori kata, sinonim kata, dan antonim kata dari kata sulit</li> </ol>	<p><b>70 menit</b></p>

	<p>yang ditemukan menggunakan <b>mind mapping</b> dari teks review terkait dengan video yang telah ditayangkan sebelumnya..</p> <ol style="list-style-type: none"> <li>6. Guru membagikan kertas dan spidol untuk mengidentifikasi dan menganalisis fungsi sosial, struktur teks, dan unsur kebahasaan menggunakan <b>mind mapping</b> dari teks review terkait dengan video yang telah ditayangkan sebelumnya.</li> <li>7. Guru membimbing peserta didik menganalisis teks review yang dibuat dalam bentuk <b>mind mapping</b> agar dibuat sekreatif mungkin.</li> </ol> <p><b>Mengembangkan dan Menyajikan Hasil Karya</b></p> <ol style="list-style-type: none"> <li>8. Guru meminta peserta didik untuk mempresentasikan hasil identifikasi dan analisis teks review berbentuk mind mapping.</li> <li>9. Guru mendampingi peserta didik dalam melakukan presentasi agar berjalan dengan lancar dan kondusif.</li> </ol> <p><b>Menganalisis dan Mengevaluasi Proses</b></p> <ol style="list-style-type: none"> <li>10. Guru bersama peserta didik menganalisis hasil presentasi kelompok yang telah dipresentasikan.</li> <li>11. Guru bersama peserta didik memberikan evaluasi tentang hasil presentasi.</li> <li>12. Guru memberikan penambahan atau penguatan materi terhadap hasil presentasi.</li> <li>13. Guru menjelaskan materi yang belum di pahami peserta didik.</li> <li>14. Guru menyimpulkan tentang materi yang telah dipelajari hari ini.</li> </ol>	
<p><b>Kegiatan Penutup</b></p>	<ol style="list-style-type: none"> <li>1. Guru meminta siswa melakukan refleksi kesimpulan kegiatan hari ini menggunakan <b>Mentimeter</b> sebelum pelajaran ditutup (<a href="https://www.menti.com/alkeuy1nisgd">https://www.menti.com/alkeuy1nisgd</a>).</li> <li>2. Guru menginformasikan pembelajaran yang akan dilakukan untuk pertemuan selanjutnya.</li> <li>3. Guru mengajak peserta didik berdoa bersama sebelum kelas berakhir.</li> </ol>	<p><b>10 menit</b></p>

### I. Penilaian Pembelajaran

No.	Aspek	Teknik Penilaian	Bentuk Penilaian	Instrumen dan rubrik penilaian
1.	Sikap (Afektif)	Observasi	Lembar observasi sikap	Terlampir
2.	Keterampilan (Psikomotor)	Observasi	Lembar penilaian diskusi & presentasi	Terlampir
3.	Pengetahuan (Kognitif)	Tertulis	Lembar penilaian	Terlampir

### J. Remedial

Bagi peserta didik yang belum mencapai target pembelajaran pada waktu yang telah dialokasikan, perlu diberikan kegiatan remedial.

### K. Pengayaan

Bagi peserta didik yang telah mencapai target pembelajaran sebelum waktu yang telah dialokasikan berakhir, perlu diberikan kegiatan pengayaan.

Mengetahui,  
Kepala SMA N 1 Mlonggo

**Drs. Hariyanto, M.Si.**  
NIP. 19630512 199003 1 011

Jepara, Desember 2022

Guru Mata Pelajaran

**Annisa Faizah, S.Pd., M.Pd.**  
NIP. -

**Lampiran**

- Materi Ajar
- Media Ajar
- Lembar Kerja Peserta Didik (LKPD)
- Instrumen Penilaian

## MATERI AJAR

### Review Text

#### A. Definition

A review is an evaluation of a publication. It is a critical statement.

#### B. Social function

The purpose of review text is to evaluate, review, and criticize works of art or events for public audience.

#### C. Generic structure

- Orientation

Background of the work in its general and particular content, often by comparing it with others.

- Interpretation recount

Summary of an artwork (including the recount characters and plot).

- Evaluation

An evaluation of the work and its performance or production (including statement, judgement, opinion, or recommendation)

- Evaluative summation

The last opinion consisting of the appraisal of the work being criticized.

#### D. Language features

- Use simple present tense

Example:

- Zootopia isn't simply another fun Disney animated movie.
- It's not always peaceful, and it's not pretty.

- Use long and complex sentence

Example:

- Judy Hopps (Ginnifer Goodwin) is a bunny who has always wanted to be a police officer.
- Inside this fun Disney movie is a real look at what happens when different people and cultures find themselves crammed together in the same space.

- Sometimes, use passive voice.

Example:

- As this is a job normally held by large predator animals.
- As it is located inside of a Disney animated feature.

- Use variety adjectives

Example:

- Fun
- Large
- Peaceful
- Pretty
- Fear
- Spectacular
- Amazing



- Use vocabularies related to movies, books, or other works of art.

Example:

- From a technical standpoint Zootopia is top notch.
- Each animal hair looks like it was individually animated to react to its environment.

- Use expressions of giving comment and opinion.

Example:

- The animation is spectacular.
- All of the animals look amazing.

- Use persuading words to make recommendation.

Example:

- If all you're looking for is a fun matinee to take the family to, Zootopia will provide everything that you need.

### Example of Review Text

#### Zootopia

Zootopia isn't simply another fun Disney animated movie. It's one of the greatest Disney animated movies the company has ever produced. } Orientation

In the world of Zootopia, all mammals have evolved into intelligent bipedal creatures. Judy Hopps (Ginnifer Goodwin) is a bunny who has always wanted to be a police officer. As this is a job normally held by large predator animals, nobody gives her much of a chance, but she successfully completes the police academy and is assigned to a precinct in the heart of Zootopia, the city where predator and prey animals live together in harmony. }

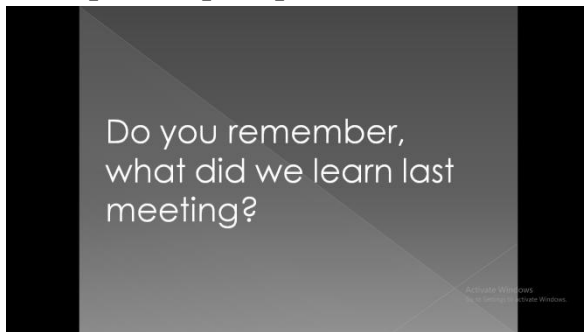
Inside this fun Disney movie is a real look at what happens when different people and cultures find themselves crammed together in the same space. It's not always peaceful, and it's not pretty. Bias, and outright prejudice, exist. Some is overt, much is born from fear, and some comes from the most well-meaning of places, from those who simply don't think their actions through. Sometimes it comes from us, even when we don't mean it to. However, Zootopia doesn't push, and it doesn't preach. There's an important lesson to be learned here, and as it is located inside of a Disney animated feature, it has the potential to reach places where it might not otherwise be heard. } Interpretation  
recount

From a technical standpoint Zootopia is top notch. The animation is spectacular. All of the animals look amazing. In close-up, each creature looks truly alive. Each animal hair looks like it was individually animated to react to its environment. Action sequences are tight, exciting, and a joy to watch. You'll find yourself scanning every frame in the city looking for each available detail (and joke), and you won't be disappointed. } Evaluation

If all you're looking for is a fun matinee to take the family to, Zootopia will provide everything that you need. But, for the "older kids" in the room, Zootopia provides a parable with a lesson for anybody old enough to understand it. Finally, it will leave you with a pop song from Shakira that's going to burrow into your brain and leave you humming it for days. } Evaluative  
summation

## MEDIA AJAR

### Powerpoint (Apersepsi)



### YouTube (Screen capture trailer Zootopia)

<https://www.youtube.com/watch?v=HJVmNV5um9U>



### Powerpoint (Orientasi Masalah)

Guru meminta peserta didik mengamati sebuah video trailer film Zootopia melalui Youtube. Dan menanyakan pertanyaan terkait video tersebut.

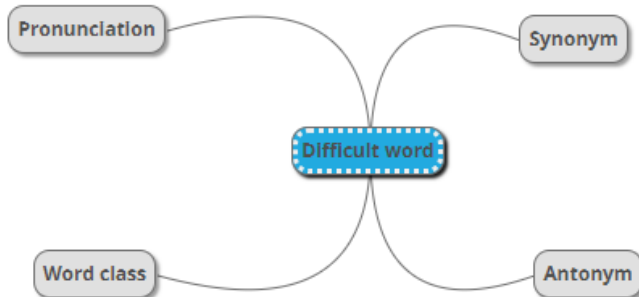


## Mind mapping (Mengorganisasikan Peserta Didik)

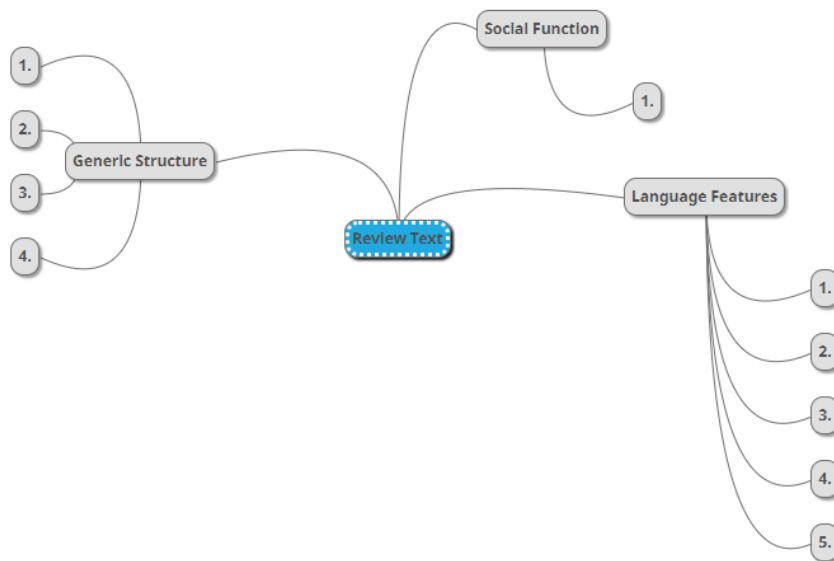
### Solusi yang dipilih

Berikut ini contoh tampilan mind mapping menggunakan <https://app.mindmup.com/>. Namun, nantinya peserta didik akan membuat mind mapping manual menggunakan kertas dan spidol.

Contoh mind mapping kata sulit

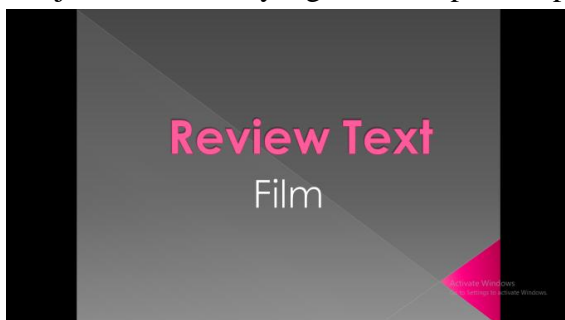


Contoh mind mapping teks review



## Powerpoint (Menganalisis dan Mengevaluasi Proses)

Guru memberikan penambahan atau penguatan materi terhadap hasil presentasi dan menjelaskan materi yang belum di pahami peserta didik.



### Social function

- The purpose of review text is to evaluate, review, and criticize works of art or events for public audience.

### Generic structure

- Orientation**  
Background of the work in its general and particular content, often by comparing it with others.
- Interpretation/recount**  
Summary of an artwork (including the recount characters and plot).
- Evaluation**  
An evaluation of the work and its performance or production (including statement, judgement, opinion, or recommendation)
- Evaluative summation**  
The last opinion consisting of the appraisal of the work being criticized.

### Language features

- Use simple present tense  
Example:  
Zootopia isn't simply another fun Disney animated movie.
- It's not always peaceful, and it's not pretty.
- Use long and complex sentence  
Example:  
Judy Hopps (Ginnifer Goodwin) is a bunny who has always wanted to be a police officer.
- Inside this fun Disney movie is a real look at what happens when different people and cultures find themselves crammed together in the same space.
- Sometimes, use passive voice.  
Example:  
As this is a job normally held by large predator animals.  
As it is located inside of a Disney animated feature.

### Language features

- Use variety adjectives  
Example:  
Fun  
Large  
Peaceful  
Pretty  
Fear  
Spectacular  
Amazing
- Use vocabularies related to movies, books, or other works of art.  
Example:  
From a technical standpoint Zootopia is top notch. Each animal hair looks like it was individually animated to react to its environment.

### Language features

- Use expressions of giving comment and opinion.  
Example:  
The animation is spectacular.  
All of the animals look amazing.
- Use persuading words to make recommendation.  
Example:  
If all you're looking for is a fun matinee to take the family to, Zootopia will provide everything that you need.

### Example of Review Text

Zootopia isn't simply another fun Disney animated movie. It's one of the greatest Disney animated movies the company has ever produced.

In the world of Zootopia, all mammals have evolved into intelligent, bipedal creatures. Judy Hopps (Ginnifer Goodwin) is a bunny who has always wanted to be a police officer. As this is a job normally held by large predator animals, nobody gives her much of a chance, but she successfully completes the police academy and is assigned to a precinct in the heart of Zootopia, the city where predator and prey animals live together in harmony.

Inside this fun Disney movie is a real look at what happens when different people and cultures find themselves crammed together in the same space. It's not always peaceful, and it's not pretty. Bias and outright prejudice exist. Some is overt, much is born from fear, and some comes from the most well-meaning of places, from those who simply don't think their actions through. Sometimes it comes from us, even when we don't mean it to. However, Zootopia doesn't push, and it doesn't preach. There's an important lesson to be learned here, and as it is located inside of a Disney animated feature, it has the potential to reach places where it might not otherwise be heard.

From a technical standpoint Zootopia is top notch. The animation is spectacular. All of the animals look amazing. In close-up, each creature looks truly alive. Each animal hair looks like it was individually animated to react to its environment. Action sequences are tight, exciting, and a joy to watch. You'll find yourself scanning every frame in the city looking for each available detail (and joke), and you won't be disappointed.

If all you're looking for is a fun matinee to take the family to, Zootopia will provide everything that you need. But for the "older kids" in the room, Zootopia provides a parable with a lesson for anybody old enough to understand it. Finally, it will leave you with a pop song from Shakira that's going to burrow into your brain and leave you humming it for days.

## Mentimeter (Refleksi di bagian penutup)

<https://www.menti.com/alkeyu1nisgd>

This is a preview of your presentation. Your votes will not be saved.

#### Presenter screen

Go to [www.menti.com](https://www.menti.com) and use the code 3658 5380

### What do you learn today?

- Be yourself; everyone else is already taken.
- No one can make you feel inferior without your consent.
- The greatest thing you will ever learn is just to love and be loved in return.
- It's not about how many times you crash but the number of times you get back.
- Be the change that you wish to see in the world.
- I have seen the best of you, and the worst of you, and I choose both.
- Life isn't about getting and having; it's about giving and being.
- You miss 100% of the shots you don't take.
- I attribute my success to this: I never give up.
- Life is what happens to you while you're busy being who you are.
- The best time to plant a tree was 20 years ago. The second best time is now.

#### Audience screen

The presenter has changed slide.

### What is your favorite part of this teaching learning process?

Short answers are recommended. You have 250 characters left.

Submit

This is a preview of your presentation. Your votes will not be saved.

#### Presenter screen

Go to [www.menti.com](https://www.menti.com) and use the code 3658 5380

### What is your favorite part of this teaching learning process?

- Be yourself; everyone else is already taken.
- No one can make you feel inferior without your consent.
- The greatest thing you will ever learn is just to love and be loved in return.
- It's not about how many times you crash but the number of times you get back.
- Be the change that you wish to see in the world.
- I have seen the best of you, and the worst of you, and I choose both.
- Life isn't about getting and having; it's about giving and being.
- You miss 100% of the shots you don't take.
- I attribute my success to this: I never give up.
- Life is what happens to you while you're busy being who you are.
- The best time to plant a tree was 20 years ago. The second best time is now.

#### Audience screen

What is your favorite part of this teaching learning process?

Short answers are recommended. You have 250 characters left.

Submit

## LKPD

### 3.8.2 Menganalisis fungsi sosial, struktur teks dan unsur kebahasaan dari teks review terkait film.

Class:

Members of groups:

1. ....
2. ....
3. ....
4. ....
5. ....
6. ....

Directions:

- Read the text carefully.
- Analyze the words and write 3 difficult words including the pronunciation, class of words, synonym, and antonym. The difficult words are only verb or adjective. You may write 3 verb only or 3 adjective only or you can write some verb and some adjective.
- Analyze its social function, generic structures and language features.
- Make **mind mapping** of difficult words and review text based on your analysis in the separate paper provided for each group.
- You may use your dictionary or gadget when doing discussion to find more information.

### Zootopia

Zootopia isn't simply another fun Disney animated movie. It's one of the greatest Disney animated movies the company has ever produced.

In the world of Zootopia, all mammals have evolved into intelligent bipedal creatures. Judy Hopps (Ginnifer Goodwin) is a bunny who has always wanted to be a police officer. As this is a job normally held by large predator animals, nobody gives her much of a chance, but she successfully completes the police academy and is assigned to a precinct in the heart of Zootopia, the city where predator and prey animals live together in harmony.

Inside this fun Disney movie is a real look at what happens when different people and cultures find themselves crammed together in the same space. It's not always peaceful, and it's not pretty. Bias, and outright prejudice, exist. Some is overt, much is born from fear, and some comes from the most well-meaning of places, from those who simply don't think their actions through. Sometimes it comes from us, even when we don't mean it to. However, Zootopia doesn't push, and it doesn't preach. There's an important lesson to be learned here, and as it is located inside of a Disney animated feature, it has the potential to reach places where it might not otherwise be heard.

From a technical standpoint Zootopia is top notch. The animation is spectacular. All of the animals look amazing. In close-up, each creature looks truly alive. Each animal hair looks like it was individually animated to react to its environment. Action sequences are tight, exciting, and a joy to watch. You'll find yourself scanning every frame in the city looking for each available detail (and joke), and you won't be disappointed.

If all you're looking for is a fun matinee to take the family to, Zootopia will provide everything that you need. But, for the "older kids" in the room, Zootopia provides a parable with a lesson for anybody old enough to understand it. Finally, it will leave you with a pop song from Shakira that's going to burrow into your brain and leave you humming it for days.

## INSTRUMEN PENILAIAN

### Rubrik Penilaian Sikap

Nama Peserta Didik :

Kelas :

Tanggal Pengamatan :

Materi Pokok :

No.	Aspek yang dinilai	Kriteria	Skor
1	Bekerjasama	Menyenangi pembelajaran secara berkelompok	4
		Tidak membeda-bedakan anggota kelompok	3
		Mampu menerima kesepakatan antar anggota meskipun berbeda dengan pendapat pribadi	2
		Bersedia menjadi pemimpin dalam kelompok	1
		Tidur di dalam kelompok	0
2	Bertanggungjawab	Menyelesaikan tugas tepat waktu	4
		Tidak plagiat	3
		Tidak memiliki buku sumber belajar	2
		Terlambat menyelesaikan tugas	1
		Tidak menyelesaikan tugas	0
3	Percaya diri	Menyelesaikan tugas tepat waktu	4
		Berani presentasi didepan kelas	4
		Berani berpendapat, bertanya, dan menjawab pertanyaan	3
		Berani menyimpulkan pembelajaran.	2
		Berani berpendapat	1
		Tidak pernah memberi pendapat atau pertanyaan	0

Predikat :

86 – 100 = Sangat Baik (SB)

71 – 85 = Baik (B)

56 – 70 = Cukup (C)

≤ 55 = Kurang (D)

$$\text{NILAI} = \frac{\text{JUMLAH SKOR YANG DIPEROLEH}}{\text{JUMLAH SKOR MAKSIMAL}} \times 100$$

### Rubrik Penilaian Pengetahuan : Membuat Mind Mapping

3.8.2 Menganalisis fungsi sosial, struktur teks dan unsur kebahasaan dari teks khusus yang sedang dipelajari.

Rubrik ini digunakan untuk menilai pengetahuan peserta didik dalam menuangkan ide berbentuk mind mapping di LKPD yang meminta siswa untuk mengidentifikasi dan menganalisis teks review.

No.	Aspek yang dinilai	Kriteria	Skor (1-4)
1	Fungsi sosial	Sangat mampu mengidentifikasi fungsi sosial teks review (film).	4
		Mampu mengidentifikasi fungsi sosial teks review (film).	3
		Cukup mampu mengidentifikasi fungsi sosial teks review (film).	2
		Kurang mampu mengidentifikasi fungsi sosial teks review (film).	1
2	Struktur teks	Sangat mampu mengidentifikasi struktur teks review (film).	4
		Mampu mengidentifikasi struktur teks review (film).	3
		Cukup mampu mengidentifikasi struktur teks review (film).	2
		Kurang mampu mengidentifikasi struktur teks review (film).	1
3	Unsur kebahasaan	Sangat mampu mengidentifikasi unsur kebahasaan teks review (film).	4
		Mampu mengidentifikasi unsur kebahasaan teks review (film).	3
		Cukup mampu mengidentifikasi unsur kebahasaan teks review (film).	2
		Kurang mampu mengidentifikasi unsur kebahasaan teks review (film).	1

Predikat :

86 – 100 = Sangat Baik (SB)

71 – 85 = Baik (B)

56 – 70 = Cukup (C)

≤ 55 = Kurang (D)

$$\text{NILAI} = \frac{\text{JUMLAH SKOR YANG DIPEROLEH}}{\text{JUMLAH SKOR MAKSIMAL}} \times 100$$

## Rubrik Penilaian Ketrampilan: Mempresentasikan Teks Review

4.8.1 Mempresentasikan hasil analisis secara lisan di depan kelompok lain.

Aspek	Skor			
	1	2	3	4
<b>Fluency</b>	Berbicara dengan banyak jeda.	Berbicara terlalu lambat.	Berbicara dengan kecepatan normal.	Berbicara dengan lancar.
<b>Pronunciation</b>	Mengucapkan kata – kata yang tidak dapat dipahami.	Berbicara dengan pengucapan yang salah, tapi masih dapat dimengerti.	Berbicara dengan beberapa pengucapan yang salah.	Berbicara dengan pengucapan yang benar.
<b>Accuracy</b>	Kesalahan serius yang ada di dalam pengucapan membuat pesan sulit dipahami.	Kesalahan yang ada di dalam pengucapan sering membuat bingung.	Pengucapan masih dapat dimengerti walaupun masih terdapat beberapa kesalahan.	Tidak terdapat kesalahan dalam pengucapan sehingga pesan dapat dimengerti dengan mudah.

Predikat :

86 – 100 = Sangat Baik (SB)

71 – 85 = Baik (B)

56 – 70 = Cukup (C)

≤ 55 = Kurang (D)

$$\text{NILAI} = \frac{\text{JUMLAH SKOR YANG DIPEROLEH}}{\text{JUMLAH SKOR MAKSIMAL}} \times 100$$

### Lembar Penilaian

No.	Nama Siswa	Aspek (Skor)			Total Skor
		Fluency (1-4)	Pronunciation (1-4)	Accuracy (1-4)	
1	A....				
2	B....				
3	C....				
4	D....				
5	E....				